

Schwab 1000 Index[®] Fund

Investment objective

The Fund's goal is to match the total return of the Schwab 1000 Index[®].

Fund highlights

- A straightforward, low-cost fund with no investment minimum
- The Fund can serve as part of the core of a diversified portfolio
- Simple access to the 1,000 largest U.S. companies*
- Covers approximately 90% or more of the total U.S. stock market capitalization

Fund details

Total net assets \$11,764,035,560

Inception date 04/02/91

Expense ratio¹ 0.05%

Ticker symbol SNXFX

Number of securities 992

Distribution frequency Annual

CUSIP 808517106

Index name Schwab 1000 Index[®]

Portfolio turnover rate
(1-year trailing) 2.45%

Minimum initial investment None

Minimum balance None

Loads/12b-1 fees None

Morningstar Rating[™] and Style Box²

Fund Category:

Large Blend

Rating

Overall ★★

Three-Year ★★

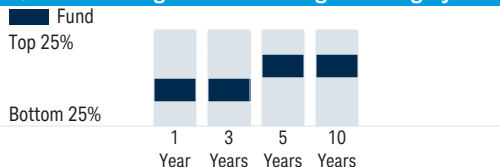
Five-Year ★★

Ten-Year ★★



Source: Morningstar, Inc. As of 12/31/22, the Morningstar Rating for the total number of Large Blend funds for the three-, five- and ten-year periods were 640/1223, 444/1116, and 236/818 respectively. The ratings reflect historical risk-adjusted performance and the Overall Rating is derived from a weighted average of the Fund's three-, five- and ten-year Morningstar Rating metrics.

Quartile rankings within Morningstar category³



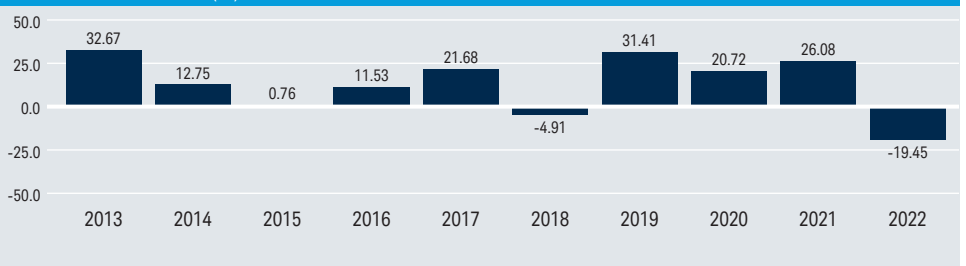
Rank within category is independently calculated and compares this Fund's total annual return to that of other funds in the same category and its figures are not adjusted for any fees and expenses, loads, sales charges, or taxes. As of 12/31/22, the quartile ranking of Large Blend funds for the one-, three-, five- and ten-year periods were 1004/1358, 640/1223, 444/1116, and 236/818, respectively.

*Index and fund may include less than 1000 constituents/holdings at any given point in time.

Investors should consider carefully information contained in the prospectus, or if available, the summary prospectus, including investment objectives, risks, charges and expenses. You can view and download a prospectus by visiting www.schwabassetmanagement.com/prospectus. Please read the prospectus carefully before investing.

Performance (%) as of 12/31/22	Cumulative		Annualized				
	3 Months	Year to Date	1 Year	3 Years	5 Years	10 Years	Since Inception
Fund	7.19	-19.45	-19.45	7.03	8.90	12.10	9.58
Schwab 1000 Index ^{®3}	7.19	-19.41	-19.41	7.07	8.95	12.25	9.88
Russell 1000 [®] Index ³	7.24	-19.13	-19.13	7.35	9.13	12.37	9.86
Category Average ³	8.27	-16.96	-16.96	6.88	8.26	11.31	-

Annual total returns (%) as of 12/31



Performance data quoted represents past performance and is no guarantee of future results. Returns are based on total return, which assumes reinvestment of dividends and distributions. Investment returns and principal value will fluctuate so that an investor's shares, when sold or redeemed, may be worth more or less than their original cost. Current performance may be lower or higher than performance data quoted. To obtain performance information current to the most recent month end, please visit www.schwabassetmanagement.com.

Index performance returns do not reflect any management fees, transaction costs or expenses, which would lower performance. They assume dividends and distributions were reinvested. Indices are unmanaged and cannot be invested in directly.

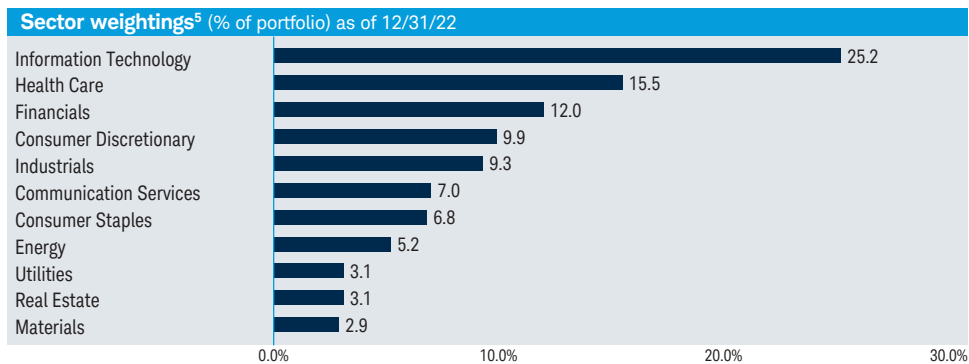
The first index listed for the fund is the fund's primary benchmark, as shown in the prospectus. Additional indices shown are provided for comparative purposes.

Statistical information (3 Yr.) as of 12/31/22

Sharpe ratio	0.29
Standard deviation	21.64%

Data provided by Zephyr StyleADVISOR as of 12/31/22.

Portfolio characteristics as of 12/31/22		
	Fund	Schwab 1000 Index®
Wtd. avg. market capitalization (in millions)	\$377,591	\$377,586
Price-to-earnings ratio	18.62	18.62
Price-to-book ratio	3.51	3.51
Price-to-cash-flow ratio	12.92	12.92
Return on equity	26.07%	26.07%
5-year earnings growth	19.21%	19.21%



Sector and/or industry weightings for the portfolio are determined using the Global Industry Classification Standard (GICS). GICS was developed by and is the exclusive property of MSCI and Standard & Poor's (S&P). GICS is a service mark of MSCI and S&P and has been licensed for use by Charles Schwab & Co., Inc.

Data provided by FactSet as of 12/31/22, unless otherwise noted.

Top 10 holdings ^{4, 5} (% of portfolio) as of 12/31/22	
Apple Inc.	5.45
Microsoft Corporation	5.01
Amazon.com, Inc.	2.09
Berkshire Hathaway Inc. Class B	1.56
Alphabet Inc. Class A	1.48
UnitedHealth Group Incorporated	1.39
Alphabet Inc. Class C	1.32
Johnson & Johnson	1.30
Exxon Mobil Corporation	1.27
JPMorgan Chase & Co.	1.10
TOTAL	21.97

Find out more today

For more information, please visit www.schwabassetmanagement.com.

For additional information about the indices and terms shown, please visit www.schwabassetmanagement.com/resources/glossary.

The Schwab 1000 Index Fund has historically distributed capital gains and anticipates that it will continue to do so in the future. Capital gains can have significant tax implications. Schwab and its affiliates do not provide tax advice. Consult your tax professional. Diversification strategies do not ensure a profit and do not protect against losses in declining markets.

¹ As stated in the prospectus. These figures may differ from those presented in a fund's shareholder report.

² Morningstar proprietary ratings reflect historical risk-adjusted performance. For each fund with at least a 3-year history, Morningstar calculates a Morningstar Rating™ based on a Morningstar risk-adjusted return measure that accounts for variation in a fund's monthly performance (including the effects of sales charges, loads and redemption fees), placing more emphasis on downward variations and rewarding consistent performance. (Each share class is counted as a fraction of 1 fund within this scale and rated separately, which may cause slight variations in the distribution percentages). The top 10% of the funds in an investment category receive 5 stars, 22.5% receive 4 stars, 35% receive 3 stars, the next 22.5% receive 2 stars, and the bottom 10% receive 1 star.

³ Source: Morningstar, Inc. as of 12/31/22.

⁴ Portfolio holdings are as of the date shown and may not represent current or future holdings and are not a recommendation of individual securities by the investment adviser.

⁵ Data provided by FactSet as of 12/31/22.

Securities information includes trades posted to the Fund as of trade date.

Securities issued by companies of different market capitalizations tend to go in and out of favor based on market and economic conditions. During a period when securities of a particular market capitalization fall behind other types of investments, the fund's performance could be impacted.

Schwab 1000 Index® A float-adjusted market capitalization weighted index developed by Charles Schwab & Co., Inc. that represents the performance of the largest 1,000 publicly traded companies in the United States. As a result of corporate actions, the index may be comprised of more or less than 1000 securities.

© 2023 Morningstar, Inc. All rights reserved. The information contained herein: (1) is proprietary to Morningstar and/or its content providers; (2) may not be copied or distributed; and (3) is not warranted to be accurate, complete, or timely. Neither Morningstar nor its content providers are responsible for any damages or losses arising from any use of this information. Past performance is no guarantee of future results.

The Schwab 1000 Index® (the "Index") is the property of Charles Schwab & Co., Inc. which has contracted with S&P Opco, LLC (a subsidiary of S&P Dow Jones Indices LLC) to calculate and maintain the Index. The Index is not sponsored by S&P Dow Jones Indices or its affiliates or its third party licensors (collectively, "S&P Dow Jones Indices"). S&P Dow Jones Indices will not be liable for any errors or omissions in calculating the Index. "Calculated by S&P Dow Jones Indices" and the related stylized mark(s) are service marks of S&P Dow Jones Indices and have been licensed for use by Schwab. S&P® is a registered trademark of Standard & Poor's Financial Services LLC ("SPFS"), and Dow Jones® is a registered trademark of Dow Jones Trademark Holdings LLC ("Dow Jones").

Russell 1000® is a registered trademark of the Frank Russell Company (Russell).

Schwab Asset Management™ is the dba name for Charles Schwab Investment Management, Inc., the investment adviser for Schwab Funds. Schwab Funds are distributed by Charles Schwab & Co., Inc. (Schwab), Member SIPC. Schwab Asset Management and Schwab are separate but affiliated companies and subsidiaries of The Charles Schwab Corporation.

Not FDIC Insured - No Bank Guarantee - May Lose Value

©2023 Charles Schwab Investment Management, Inc. All rights reserved. SLS88532-29 (0422-2JA3) (01/23)